



TOYOTA

LEAD THE WAY

THE ALL-NEW
LAND CRUISER 300
MASTER OF AFRICA



MODEL SHOWN: 3.5T V6 ZX

LAND CRUISER 300

SPECIFICATIONS






	3.3D V6 GX-R	3.3D V6 ZX	3.5T V6 ZX	3.3D V6 GR-S	3.5T V6 GR-S
Engine and Drivetrain					
Maximum Power (kW @ r/min)	225 @ 4000	225 @ 4000	305 @ 5200	225 @ 4000	305 @ 5200
Maximum Torque (Nm @ r/min)	700 @ 1600-2600	700 @ 1600-2600	650 @ 2000-3600	700 @ 1600-2600	650 @ 2000-3600
Differential Lock	Rear	Rear-Torsen LSD	Rear-Torsen LSD	Front and Rear	Front and Rear
Sequential Shift	•	•	•	•	•
Fuel System	Diesel	Diesel	Petrol	Diesel	Petrol
Turbo Charger	•	•	•	•	•
Fuel Consumption (Combined Cycle) (ℓ/100km)	8.9	8.9	12.1	8.9	12.1
CO ₂ (g/km)	238	238	291	238	291
Transmission					
Transmission	10-speed AT	10-speed AT	10-speed AT	10-speed AT	10-speed AT
Starting System	Push Start	Push Start	Push Start	Push Start	Push Start
Suspension					
Adaptive Variable Suspension (AVS)		•	•	•	•
Front	Independent Front Suspension (IFS)	Independent Front Suspension (IFS)	Independent Front Suspension (IFS)	E-KDSS	E-KDSS
Rear	Multi-link	Multi-link	Multi-link	E-KDSS	E-KDSS
Wheels and Tyres					
Tyre Size	265 / 65R18 Alloy	265 / 55R20 Alloy	265 / 55R20 Alloy	265 / 65R18 Alloy	265 / 65R18 Alloy
Spare Wheel	Full Alloy	Full Alloy	Full Alloy	Full Alloy	Full Alloy
Body and Styling					
Front Bumper	Black	Colour Coded	Colour Coded	Black	Black
Rear Bumper	Colour Coded	Colour Coded	Colour Coded	Black	Black
Front Grille	Black	Chrome	Chrome	Black	Black
Door Outside Handles	Colour Coded - Smart Entry	Colour Coded + Chrome - Smart Entry	Colour Coded + Chrome - Smart Entry	Black - Smart Entry	Black - Smart Entry
Headlights	LED	LED / Adaptive High-beam System (AHS)	LED / Adaptive High-beam System (AHS)	LED / Adaptive High-beam System (AHS)	LED / Adaptive High-beam System (AHS)
Headlamp Cleaner		•	•	•	•
Headlamp Levelling	Manual	Dynamic	Dynamic	Dynamic	Dynamic
Daytime Running Lights (DRL)	LED	LED	LED	LED	LED
Front Fog Lamp (LED)	•	•	•	•	•
Rear Fog Lamp	•	•	•	•	•
Rear Lights (LED)	LED + Bulb Type	•	•	•	•
Sequential Turn Signal		•	•	•	•
Side Mirrors	Colour Coded / Power / Retractable	Chrome / Electrochromatic / Illuminated / BSM / Heated / Camera / Reverse-linked Tilt / Power Retractable	Chrome / Electrochromatic / Illuminated / BSM / Heated / Camera / Reverse-linked Tilt / Power Retractable	Black / Electrochromatic / Illuminated / BSM / Heated / Camera / Reverse-linked Tilt / Power Retractable	Black / Electrochromatic / Illuminated / BSM / Heated / Camera / Reverse-linked Tilt / Power Retractable
Luggage Rear Door	Manual	Power + Handsfree	Power + Handsfree	Power	Power
Rear Spoiler	•	•	•	•	•
Roof Rails	•	•	•	•	•
Side Step	Aluminium	Illumination	Illumination	Aluminium	Aluminium
Interior, Comfort and Convenience					
Seat Trim	Fabric	Smooth Leather	Smooth Leather	Smooth Leather	Smooth Leather
Front Seat Adjustment	Driver - Power	Driver & Passenger - Power	Driver & Passenger - Power	Driver & Passenger - Power	Driver & Passenger - Power
Front Seat Vertical Adjuster	Driver - Power	Driver & Passenger - Power	Driver & Passenger - Power	Driver & Passenger - Power	Driver & Passenger - Power
Seat Heater		Driver & Passenger / Rear Row 1	Driver & Passenger / Rear Row 1	Driver & Passenger / Rear Row 1	Driver & Passenger / Rear Row 1
Seat Ventilation		Front / Rear Row 1	Front / Rear Row 1	Front / Rear Row 1	Front / Rear Row
Seat Lumbar Support	Driver - Power	Driver - Power	Driver - Power	Driver - Power	Driver - Power
2nd Row Seats	40.20.40	40.20.40	40.20.40	40.20.40	40.20.40
3rd Row Seats	Fold-Up	Fold-Up / Power	Fold-Up / Power	Fold-Up / Power	Fold-Up / Power
Rear View Mirror	Day & night	Electrochromatic (EC)	Electrochromatic (EC)	Electrochromatic (EC)	Electrochromatic (EC)
Steering Wheel	4 Spoke / Leather	4 Spoke / Leather + Wood + Heated	4 Spoke / Leather + Wood + Heated	4 Spoke / Leather + Wood + Heated	4 Spoke / Leather + Wood + Heated
Cruise Control	•	Adaptive / All Speed	Adaptive / All Speed	Adaptive / All Speed	Adaptive / All Speed
Front Air Conditioner (Auto)	•	•	•	•	•
Rear Air Conditioner	Cooler	•	•	•	•
Reverse Camera		EMV / Multi Terrain Monitor / Panoramic View Monitor	EMV / Multi Terrain Monitor / Panoramic View Monitor	EMV / Multi Terrain Monitor / Panoramic View Monitor	EMV / Multi Terrain Monitor / Panoramic View Monitor
Heads-Up-Display (HUD)		•	•	•	•
Navigation System	•	•	•	•	•
Multi-Information Display (MID)	TFT Colour	TFT Colour	TFT Colour	TFT Colour	TFT Colour
Audio	Display Audio	JBL / EMV	JBL / EMV	JBL / EMV	JBL / EMV
Disc type (DVD)		•	•	•	•
Android Auto & Apple CarPlay	•	•	•	•	•
Bluetooth	•	•	•	•	•
USB	•	•	•	•	•
Speakers	4	14	14	14	14
Rear Seat Entertainment System (RSE)		•	•	•	•
Wireless Headsets		•	•	•	•
Wireless Charger		•	•	•	•

	3.3D V6 GX-R	3.3D V6 ZX	3.5T V6 ZX	3.3D V6 GR-S	3.5T V6 GR-S
Interior, Comfort and Convenience					
Power Socket	Front - 12V / Rear - 12V / Boot - 12V / Front USB Charging / Rear USB Charging x3	Front - 12V / Rear - 12V / Boot - 220V / Front USB Charging / Rear USB Charging x3	Front - 12V / Rear - 12V / Boot - 220V / Front USB Charging / Rear USB Charging x3	Front - 12V / Rear - 12V / Boot - 220V / Front USB Charging / Rear USB Charging x3	Front - 12V / Rear - 12V / Boot - 220V / Front USB Charging / Rear USB Charging x3
Toyota Connect Enabled	•	•	•	•	•
Safety and Security					
Anti-Theft System	Immobiliser / Alarm / Intrusion Sensor / Tilt Sensor	Immobiliser / Alarm / Intrusion Sensor / Tilt Sensor	Immobiliser / Alarm / Intrusion Sensor / Tilt Sensor	Immobiliser / Alarm / Intrusion Sensor / Tilt Sensor	Immobiliser / Alarm / Intrusion Sensor / Tilt Sensor
Auto Door Lock (Speed Dependant)	•	•	•	•	•
Child Restraint System (ISOFIX)	2	2	2	2	2
Driver, Front Passenger, Front Side, Driver-Knee & Curtain Airbags	•	Including Rear Side Airbags	Including Rear Side Airbags	Including Rear Side Airbags	Including Rear Side Airbags
Wireless Door Lock	Smart Entry	Smart Entry	Smart Entry	Smart Entry	Smart Entry
Pre-Crash System (Brake Synchronised)		•	•	•	•
Parking Brake	Electric	Electric	Electric	Electric	Electric
Driver Support Systems					
Anti-lock Braking System (ABS)	•	•	•	•	•
Brake-Assist (BA)	•	•	•	•	•
Electronic Brake-force Distribution (EBD)	•	•	•	•	•
Vehicle Stability Control (VSC)	•	•	•	•	•
Hill-Assist Control (HAC)	•	•	•	•	•
Downhill-Assist Control (DAC)	•	•	•	•	•
Trailer Sway Control (TSC)	•	•	•	•	•
Traction Control (TRC)	Active Traction Control (ATRC)	Active Traction Control (ATRC)	Active Traction Control (ATRC)	Active Traction Control (ATRC)	Active Traction Control (ATRC)
Crawl Control	•	•	•	•	•
Multi-Terrain Select (MTS)		•	•	•	•
Park Distance Control (PDC)	Front + Rear	Front + Rear / Intelligent Clearance Sonar / Rear Cross Traffic Alert / Braking	Front + Rear / Intelligent Clearance Sonar / Rear Cross Traffic Alert / Braking	Front + Rear / Intelligent Clearance Sonar / Rear Cross Traffic Alert / Braking	Front + Rear / Intelligent Clearance Sonar / Rear Cross Traffic Alert / Braking
Lane Keeping System		Steering Vibration / Lane Trace Assist	Steering Vibration / Lane Trace Assist	Steering Vibration / Lane Trace Assist	Steering Vibration / Lane Trace Assist
Vehicle Dynamic Integrated Management (VDIM)		•	•	•	•
Drive Mode Select	Eco / Normal / Sport	Eco / Normal / Sport / Sport S+ / Comfort / Custom	Eco / Normal / Sport / Sport S+ / Comfort / Custom	Eco / Normal / Sport / Sport S+ / Comfort / Custom	Eco / Normal / Sport / Sport S+ / Comfort / Custom
Service and Warranty					
Service Intervals (km)	12 Months / 10 000 km	12 Months / 10 000 km	12 Months / 10 000 km	12 Months / 10 000 km	12 Months / 10 000 km
Service Plan	9 Services / 90 000 km	9 Services / 90 000 km	9 Services / 90 000 km	9 Services / 90 000 km	9 Services / 90 000 km
Warranty	3 Years / 100 000 km	3 Years / 100 000 km	3 Years / 100 000 km	3 Years / 100 000 km	3 Years / 100 000 km
Dimensions and Capacities					
Height (mm)	1945	1945	1945	1945	1945
Length (mm)	4980	5005	4975	4995	4965
Width (mm)	1980	1980	1980	1990	1990
Wheelbase (mm)	2850	2850	2850	2850	2850
Fuel Tank Size (ℓ)	80	80	80	80	80
Secondary Fuel Tank (ℓ)	30	30	30	30	30
Luggage Capacity (ℓ)	1967	1967	1967	1967	1967
Front Tread (mm)	1667	1667	1667	1667	1667
Rear Tread (mm)	1668	1668	1668	1668	1668
Gross Combination Mass (GCM)	6730	6730	6730	6730	6730
Gross Vehicle Mass (GVM)	3230	3230	3230	3230	3230
Turning Circle (tyres, m)	5.9	5.9	5.9	5.9	5.9
Towing Capacity - Unbraked (kg)	750	750	750	750	750
Towing Capacity - Braked (kg)	3500	3500	3500	3500	3500
Approach Angle (°)	32.0	24.0	24.0	32.0	32.0

Fuel restrictions applicable only on Diesel models: Customers need to use Premium Diesel Fuel (only 50ppm sulphur diesel or better to be used)

Fuel restrictions applicable only on Petrol models: Petrol model customers are required to use un-leaded 95 Octane petrol only. No lead replacement petrol (LRP) may be used as it contains trace metals that may lead to engine malfunction and clog the catalytic converter

EXTERIOR COLOURS:

									
Glacier White 040	Pearl White Metallic 070	Classic White 090*	Graphite Grey Metallic 1G3	Satin Silver Metallic 1F7**	Raven Black 202***	Attitude Black 218***	Ruby Metallic 303***	Avant-Garde Bronze 4V8**	Moonlight Ocean Metallic 8X8**

*Excluding GX-R

**Excluding GS-R

***Customer order only

TOYOTA FINANCIAL SERVICES

There is no 'one-size-fits-all' when it comes to vehicle finance and insurance, there is only you. With fast, flexible and convenient services we will structure the perfect Urban Cruiser deal for you. At Toyota Financial Services, we believe that purchasing your Toyota should be as enjoyable as driving it. Toyota Financial Services is the fast, flexible and convenient means of financing your Urban Cruiser. We have created a range of financial products that suit both private and business customers, easily accessible through your local Toyota dealer. We take the hassle out of arranging finance. Toyota Financial Services (South Africa) Ltd is an authorised Financial Services (FSP No. 7454) and Registered Credit Provider (NCRCP62). For comprehensive information about products offered by Toyota Financial Services, visit www.toyota.co.za/toyota-finance

DISCLAIMER: The information contained in this brochure is provided as is and without any warranties of any kind, whether expressed or implied, including but not limited to, implied warranties of satisfactory quality, fitness for a particular purpose and/or correctness. The contents of this brochure are for general information purposes only and do not constitute advice. Toyota Motor Corporation of Japan and Toyota South Africa Motors (Pty) Limited does not represent or warrant that the information and/or specifications contained in this brochure are accurate, complete or current and specifically stipulates that certain vehicle details and specifications contained in this brochure may differ in available models. Therefore, neither Toyota Motor Corporation of Japan nor Toyota South Africa Motors (Pty) Limited make any warranties or representations regarding the use of the content, details, specifications, or information contained in this brochure in terms of their correctness, accuracy, adequacy, usefulness, timeliness, reliability or otherwise, in each case to the fullest extent permitted by law. Please note that claiming of input VAT needs to be verified by customers prior to vehicle purchase as these rulings are subject to SARS interpretation. Toyota South Africa Motors' rights remain reserved.



